

EXTREME

PROUDLY ALUMINIUM **Boats**



795 WALK AROUND

WITH A MASSIVE 2.80M BEAM THERE ARE NO COMPROMISES NECESSARY WITH THIS MULTI AWARD WINNING WALK AROUND! WITH THE WALK AROUND ALLOWING EASY ACCESS AROUND THE BOAT, YET STILL HAVING OVERNIGHTING ABILITY AND PLENTY OF COMFORTABLE SEATING IN THE CABIN - THIS MODEL HAS IT ALL!

STANDARD FEATURES

- VHF
- ALUMINIUM BOW SPRIT
- ALUMINIUM ROD HOLDERS
- ALUMINIUM MOULDED BUMP RAIL
- LIVE BAIT TANK WITH WINDOW
- BATTERY SWITCH (TWO WAY)
- BILGE PUMP WITH BILGE GRATE
- BOARDING LADDER
- BOW RAIL
- COUNTER LEVERED SEAT BASES WITH COVERED SEATS
- DASH HANDRAIL
- DIVE PLATFORM HANDRAILS
- EXTREME GRAPHICS
- FLOODING KEEL
- FUEL FILTER
- FULL CABIN SQUABS
- HATCH COVERS
- FULLY WELDED UNDERFLOOR CONSTRUCTION
- PASSENGER HANDRAIL
- SELF DRAINING ANCHOR LOCKER
- SLIDING WINDOWS IN HARDTOP
- TRANSDUCER BRACKET
- TRANSOM STORAGE COMPARTMENTS (INCL HATCH COVERS)
- TREADPLATE FLOORING
- TRAILER TIE DOWN LUGS
- TRIM TABS
- WALK THROUGH TRANSOM WITH DROP IN DOOR
- WIRING LOOM WITH 2 X 4 WAY SWITCH PANELS
- UNDERFLOOR STORAGE WITH HINGED LID
- 400LTR UNDERFLOOR FUEL TANK (INCL SENDER UNIT)
- DASH TO HOUSE UP TO 16 INCH SCREEN
- HYDRAULIC STEERING KIT
- LINED CABIN
- LARGE BUOYANCY CHAMBERS



SPECIFICATIONS

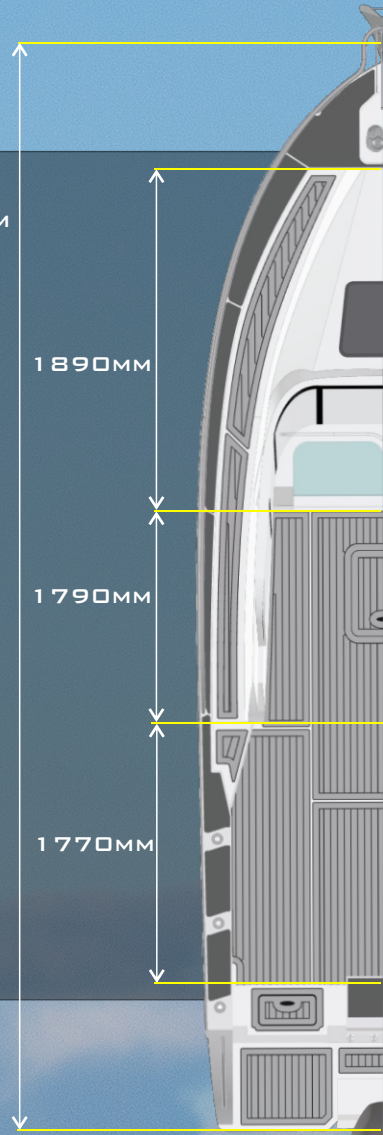
- OVERALL LENGTH 7.93 MTR
- BEAM 2.80 MTR
- HULL AND HULL SIDE SKIN THICKNESS 5MM (6 & 8MM OPTIONS)
- DECK AND TOPSIDES 4MM
- DEADRISE 21.0 DEGREES
- RECOMMENDED 200 - 350 HP OUTBOARD
- OVERALL LENGTH ON TRAILER 9.50 MTR
- HEIGHT ON TRAILER 3.40 MTR (INCLUDING ROD HOLDERS)
- WIDTH ON TRAILER 2.80 MTR
- STANDARD TOWING WEIGHT DRY 2900KG (APPROX)
INCLUDES ENGINE AND TRAILER
- RATED FOR 8 PEOPLE
- MARINE GRADE ALUMINIUM
- DECK TO INNER HARD TOP 1910MM (AT HELM POSITION)
- DECK TO GUNNEL HEIGHT 800MM

7930MM

1890MM

1790MM

1770MM



YOUR BOAT - YOUR WAY!

CHOOSE THE SEATING THAT SUITS YOUR BOATING NEEDS,
AND COMPLIMENT IT WITH OUR WIDE RANGE OF OPTIONAL
EXTRAS

SEATING



**CURVED SEATING WITH BOLSTERED SEATS AND FRIDGE, TWIN BURNER
COOKER, SINK, 2 X DRAWERS AND TOP ENTRY STORAGE**



**CURVED SEATING WITH BOLSTERED SEAT, REMOVABLE BACKREST, FRIDGE,
TWIN BURNER COOKER, SINK, 2 X DRAWERS AND TOP ENTRY STORAGE**



OPTIONAL EXTRAS



UNDER WATER LED'S



REMOVABLE ROD RACK



EXTREME
PROUDLY ALUMINUM BOATS

DECK WASH



ELECTRIC FLUSHING TOILET



GUNNEL MOUNTED DROP IN CUP HOLDER



WALK AROUND DRAINS WITH REMOVABLE GRATE



HAMMOCK/STORAGE BUNK (OPTIONAL CLIP UP SIDE)



OVER THE SIDE KNEE HAND WASH KIT



LOCKABLE CABIN ROLLER DOOR



SWIM STEP CAGE WITH DROP DOWN LADDER OR SWINGING GATE



TRANSOM MOUNTED TUNA TUBES



UPHOLSTERED STONE COVER


SeaDek FLOORING



**MOCHA OVER BLACK
STRAIGHT LINES**



**DARK GREY OVER STORM
GREY STRAIGHT LINES**



**DARK GREY OVER BLACK
STRAIGHT LINES**



**MOCHA OVER BLACK
KING PLANK**



**STORM GREY OVER
BLACK STRAIGHT LINES**




**STORM GREY OVER
BLACK KING PLANK**



BAIT STATIONS



**LARGE SINGLE DRAWER
BAIT STATION**



**BAIT STATION WITH 2
DRAWERS**



**LARGE BOX STYLE
BAIT STATION**



**SMALL BOX STYLE BAIT
STATION**



**STANDARD HOOP STYLE
BAIT STATION**

OPTIONAL EXTRAS

- AUTO WINCH PACK (RC8)
- BAIT STATION - HOOP STYLE WITH 4 ROD HOLDERS
- BAIT STATION - 2 DRAWERS WITH 4 ROD HOLDERS
- BAIT STATION - SMALL BOX STYLE WITH 4 ROD HOLDERS
- BAIT STATION - LARGE BOX STYLE WITH 4 ROD HOLDERS
- LOCKABLE CABIN ROLLER DOOR
- DECK WASH
- FUSION STEREO PACK WITH 2 SPEAKERS
- MINN KOTA PACKAGE INCL BOW RAIL MODIFICATION
- OUTRIGGERS
- ROPE AND CHAIN ANCHOR PACK
- TOILET - ELECTRIC FLUSHING
- TUNA TUBES
- WIPER
- CAGE ON SWIM STEP
- WHEELHOUSE WALL WITH LOCKABLE DOOR
- SHOWER/TOILET CUBICLE

PAINT

- NYALIC COMPLETE
- PAINT SOLID HULL/NYALIC TOP
- PAINT METALLIC HULL/SOLID TOP
- PAINT SOLID HULL/METALLIC TOP
- PAINT 1 SOLID COLOUR
- PAINT 2 SOLID COLOURS
- PAINT 1 METALLIC COLOUR
- PAINT 2 METALLIC COLOURS

SEATING/UPHOLSTERY

- BOLSTERED SEAT UPGRADE (PAIR)
- REMOVABLE BACKREST (PORT)
- CURVED SEATING FRIDGE/COOKER READY
 - PORT STARBOARD
- CURVED SEATING WITH 2 DRAWERS
 - PORT STARBOARD
- PRIVACY CURTAIN WITH ZIP
- ROAD COVER (HARD TOP TO TRANSOM)
- WEEKENDER COVER INCLUDING WINDOW
- STONE CHIP COVER
- UPHOLSTERED REAR POP OUT BIMINI

SEADEK FLOORING

- COMPLETE FLOORING WITH FOOTRESTS, TOILET WELL AND SWIMSTEP
- COMPLETE TOPSIDES WITH FOOTRESTS AND TRANSOM (BLACK EMBOSSED)
- REAR HALF TOPSIDES WITH FOOTRESTS AND TRANSOM (BLACK EMBOSSED)

COLOUR

- STORM GREY OVER BLACK
- STORM GREY OVER DARK GREY
- MOCHA OVER BLACK
- DARK GREY OVER BLACK
- DARK GREY OVER STORM GREY

STYLE

- PLAIN BORDER
- STRAIGHT LINES KING PLANK

TRAILER

- TANDEM AXLE GALV TRAILER (BRAKED)
- TANDEM AXLE ALLOY TRAILER (BRAKED)
- GUIDE POLES



PLEASE NOTE: SPECIFICATIONS AND OPTIONS MAY CHANGE AT ANY TIME WITHOUT NOTICE. WE ARE CONSTANTLY REFINING OUR BOATS, AND OPTIONS MAY VARY FROM IMAGES IN THIS MATERIAL





REPUTATION - NZ'S MOST AWARDED ALUMINIUM BOAT



BUILD INTEGRITY - CPC CERTIFIED



SAFETY - UNDERFLOOR BUOYANCY CHAMBERS



STABLE - SELF FLOODING KEEL



QUALITY - BUILT FROM START TO FINISH ON SITE



DRY - LARGE REVERSE CHINES



NEW ZEALAND'S MOST AWARDED ALUMINIUM BOATS

WWW.EXTREMEBOATS.CO.NZ

